


154mm

308 mm

64 mm

192mm








Produced by: Avido, LLC
info@avidopower.com
www.avidopower.com
1-844-MY-AVIDO

iPhone & iPad are trademark of Apple Inc., registered in the U.S. and other countries.
The Bluetooth® word mark and logos are registered trademarks owned by Bluetooth SIG, Inc.


Designed in the USA by Avido. Made in China.


Model: KL5BT





Let's get started.





ZYLO™

WIRELESS IN-EAR EARBUDS

IMPORTANT: PLEASE READ BEFORE USING THIS PRODUCT


HANDS-FREE CALLING

1. Press the function button to receive and end calls.

2. Long press the function button to reject calls.

3. Press the function button twice to use the redial function. You will hear a tone and the last number will be redialed.

The microphone is located on the Multi-Function Remote.




CHARGING

1. Begin by connecting the provided Micro-USB cable to a power source such as an AC wall charger or computer.

2. Charge the device until the red LED indicator turns off.

3. Always disconnect the cable once fully charged.

Note: It will take approximately two hours to achieve a full charge.



SPECIFICATIONS

Model Number: KL5BT

Charge Time: 2 Hours




Playback Time: 5 Hours

Standby Time: Over 200 Hours

Bluetooth Version: V4.1 + EDR

Battery Capacity: 3.7V / 55mAh

FUNCTION PANELS

	Function Button Power the earphones on / off Press and hold to initiate Bluetooth Pairing
	Volume and Track Control Short press to select next and previous track Long press for volume up and down
	Micro-USB Port Used to charge the earphones

Bluetooth® CONNECTION

1. Power on the earphones by pressing and holding the power button. The earphones will automatically enter pairing mode.

2. Turn on your device's Bluetooth. From the Bluetooth menu, select the "Avido KL5BT" earphones.

3. When paired successfully the earphones will make a tone to confirm the connection has been made.

Note: The earphones will automatically connect to previously paired mobile devices.

